

Forgottonia Election Results

LINK: The IL State Board of Elections site provides election information for each of the 16 counties in Forgottonia. ([Link - IL Board of Elections](#))

PRESIDENTIAL ELECTIONS

ELECTION OF 2024:

- 16 of the 16 counties voted for Rep. nominee Donald Trump
- 0 of the 16 counties voted for Dem. nominee Kamala Harris

ELECTION OF 2020:

- 16 of the 16 counties voted for Rep. nominee Donald Trump
- 0 of the 16 counties voted for Dem. nominee Joe Biden

ELECTION OF 2012:

- 11 of the 16 counties voted for Rep. nominee Mitt Romney
- 5 of the 16 counties voted for Dem. nominee Barack Obama

ELECTION OF 2004:

- 11 of the 16 counties voted for Rep. nominee George W. Bush
- 5 of the 16 counties voted for Dem. nominee John Kerry

ELECTION OF 2016:

- 16 of the 16 counties voted for Rep. nominee Donald Trump
- 0 of the 16 counties voted for Dem. nominee Hillary Clinton

ELECTION OF 2008:

- 7 of the 16 counties voted for Rep. nominee John McCain
- 9 of the 16 counties voted for Dem. nominee Barack Obama

ELECTION OF 2000:

- 11 of the 16 counties voted for Rep. nominee George W. Bush
- 5 of the 16 counties voted for Dem. nominee Al Gore

OTHER TAKEAWAYS

- 14 of the 16 counties have favored Republican candidates for elected officials at the Federal level and state Governor
- 2 of the 16 counties favored Democratic candidates for elected officials at the Federal level and state Governor
- 5 of the 16 counties unanimously selected Republicans for the positions at the Federal level and state Governor
- Despite losing the election of 2020, Donald Trump increased his % of the vote in all 16 counties in Forgottonia

✓ = Actual Winner of the Election

BOLD = Counties Choice

Adams County

President

<u>Election</u>	<u>% that voted Republican</u>	<u>% that voted Democrat</u>
2024 Presidential	73.0% (Donald Trump) ✓	25.5% (Kamala Harris)
2020 Presidential	72.24% (Donald Trump)	25.75% (Joe Biden) ✓
2016 Presidential	71.34% (Donald Trump) ✓	24.03% (Hillary Clinton)
2012 Presidential	66.7% (Mitt Romney)	31.52% (Barack Obama) ✓
2008 Presidential	60.7% (John McCain)	38.26% (Barack Obama) ✓
2004 Presidential	66.19% (George W. Bush) ✓	33.39% (John Kerry)
2000 Presidential	57.56% (George W. Bush) ✓	40.51% (Al Gore)

Governor

<u>Election</u>	<u>% that voted Republican</u>	<u>% that voted Democrat</u>
2022 Governor	77.85% (Darren Bailey)	20.12% (JB Pritzker) ✓
2018 Governor	65.27% (Bruce Rauner)	25.36% (JB Pritzker) ✓
2014 Governor	76.35% (Bruce Rauner) ✓	19.34% (Pat Quinn)
2010 Governor	74.49% (Bill Brady)	20.47% (Pat Quinn) ✓
2006 Governor	54.26% (Judy Baar Topinka)	34.54% (Rod Blagojevich) ✓

2002 Governor	62.25% (Jim Ryan)	35.86% (Rod Blagojevich) ✓
---------------	-------------------	----------------------------

U.S. Senate

<u>Election</u>	<u>% that voted Republican</u>	<u>% that voted Democrat</u>
2022 Senate	73.55% (Kathy Salvi)	25.04% (Tammy Duckworth) ✓
2020 Senate	71.02% (Mark C. Curran Jr.)	26.56% (Richard Durbin) ✓
2016 Senate	57.02% (Mark Kirk)	39.05% (Tammy Duckworth) ✓
2014 Senate	68.18% (Jim Oberweiss)	28.15% (Richard Durbin) ✓
2010 Senate**	74.3% (Mark Kirk) ✓	21.72% (Alexi Giannoulas)

U.S. Congress

<u>Election</u>	<u>% that voted Republican</u>	<u>% that voted Democrat</u>
2024 15th Congress	?% (Mary Miller) ✓	?% (Kevin Gaither)
2022 15th Congress	77.57% (Mary Miller) ✓	22.43% (Paul J. Lange)
2020 18th Congress	78.91% (Darrin LaHood) ✓	21.09% (George Petrilli)
2018 18th Congress	75.52% (Darrin LaHood) ✓	24.48% (Junius Rodriguez)
2016 18th Congress	75.55% (Darrin LaHood) ✓	24.45% (Junius Rodriguez)
2015 18th Congress*	58% (Darrin LaHood) ✓	41.95% (Robert Mellon)
2014 18th Congress	79.57% (Aaron Schock) ✓	20.43% (Darrel Miller)

2012 18th Congress	76.03% (Aaron Schock) ✓	23.97% (Steve Waterworth)
2010 17th Congress	72.74% (Bobby Schilling) ✓	23.58% (Phil Hare)
2010 18th Congress	82.19% (Aaron Schock) ✓	14.72% (Deidre "DK" Hirner)

27 out of **28** **REPUBLICAN** CANDIDATES FAVORED

*SPECIAL ELECTION following the resignation of Republican Aaron Schock

**SPECIAL ELECTION following the vacancy left by Senator Barack Obama's election to the presidency

Brown County

President

<u>Election</u>	<u>% that voted Republican</u>	<u>% that voted Democrat</u>
2024 Presidential	78.9% (Donald Trump) ✓	19% (Kamala Harris)
2020 Presidential	76.6% (Donald Trump)	19.28% (Joe Biden) ✓
2016 Presidential	76.13% (Donald Trump) ✓	20.18% (Hillary Clinton)
2012 Presidential	64% (Mitt Romney)	33.29% (Barack Obama) ✓
2008 Presidential	60.1% (John McCain)	38.38% (Barack Obama) ✓
2004 Presidential	64.95% (George W. Bush) ✓	34.62% (John Kerry)
2000 Presidential	57.48% (George W. Bush) ✓	40.49% (Al Gore)

Governor

<u>Election</u>	<u>% that voted Republican</u>	<u>% that voted Democrat</u>
2022 Governor	82.69% (Darren Bailey)	15.81% (JB Pritzker) ✓
2018 Governor	51.56% (Bruce Rauner)	22.64% (William "Sam" McCann) 21.36% (JB Pritzker) ✓
2014 Governor	70.71% (Bruce Rauner) ✓	22.98% (Pat Quinn)
2010 Governor	70.04% (Bill Brady)	23.25% (Pat Quinn) ✓
2006 Governor	56.91% (Judy Baar Topinka)	33.79% (Rod Blagojevich) ✓
2002 Governor	56% (Jim Ryan)	42.32% (Rod Blagojevich) ✓

U.S. Senate

<u>Election</u>	<u>% that voted Republican</u>	<u>% that voted Democrat</u>
2022 Senate	77.75% (Kathy Salvi)	20.77% (Tammy Duckworth) ✓
2020 Senate	71.85% (Mark C. Curran Jr.)	25.53% (Richard Durbin) ✓
2016 Senate	60.74% (Mark Kirk)	34.95% (Tammy Duckworth) ✓
2014 Senate	65.31% (Jim Oberweiss)	30.18% (Richard Durbin) ✓
2010 Senate**	68.33% (Mark Kirk) ✓	24.89% (Alexi Giannoulias)

U.S. Congress

<u>Election</u>	<u>% that voted Republican</u>	<u>% that voted Democrat</u>
2024 15th Congress		
2022 15th Congress	82.05% (Mary Miller) ✓	17.95% (Paul J. Lange)
2020 18th Congress	84.56% (Darrin LaHood) ✓	15.44% (George Petrilli)
2018 18th Congress	81.49% (Darrin LaHood) ✓	18.51% (Junius Rodriguez)
2016 18th Congress	81.56% (Darrin LaHood) ✓	18.44% (Junius Rodriguez)
2015 18th Congress*	69.39% (Darrin LaHood) ✓	30.61% (Robert Mellon)
2014 18th Congress	80.28% (Aaron Schock) ✓	19.72% (Darrel Miller)
2012 18th Congress	80.49% (Aaron Schock) ✓	19.51% (Steve Waterworth)
2010 18th Congress	77.43% (Aaron Schock) ✓	19.08% (Deidre "DK" Hirner)

2? out of **27** **REPUBLICAN** CANDIDATES FAVORED

*SPECIAL ELECTION following the resignation of Republican Aaron Schock

**SPECIAL ELECTION following the vacancy left by Senator Barack Obama's election to the presidency

Calhoun County

President

<u>Election</u>	<u>% that voted Republican</u>	<u>% that voted Democrat</u>
2024 Presidential	76.8% (Donald Trump) ✓	20.9% (Kamala Harris)

2020 Presidential	73.81% (Donald Trump) ✓	24.42% (Joe Biden) ✓
2016 Presidential	67.2% (Donald Trump) ✓	28.86% (Hillary Clinton)
2012 Presidential	55.9% (Mitt Romney)	41.93% (Barack Obama) ✓
2008 Presidential	45.24% (John McCain)	52.72% (Barack Obama) ✓
2004 Presidential	48.67% (George W. Bush) ✓	50.52% (John Kerry)
2000 Presidential	47.23% (George W. Bush) ✓	50.35% (Al Gore)

Governor

<u>Election</u>	<u>% that voted Republican</u>	<u>% that voted Democrat</u>
2022 Governor	72.69% (Darren Bailey)	24.44% (JB Pritzker) ✓
2018 Governor	39.35% (Bruce Rauner)	34.84% (JB Pritzker) ✓
2014 Governor	58.94% (Bruce Rauner) ✓	34.79% (Pat Quinn)
2010 Governor	53.42% (Bill Brady)	41.84% (Pat Quinn) ✓
2006 Governor	42.68% (Judy Baar Topinka)	53.67% (Rod Blagojevich) ✓
2002 Governor	42.46% (Jim Ryan)	55.74% (Rod Blagojevich) ✓

U.S. Senate

<u>Election</u>	<u>% that voted Republican</u>	<u>% that voted Democrat</u>
2022 Senate	63.71% (Kathy Salvi)	33.85% (Tammy Duckworth) ✓
2020 Senate	63.04% (Mark C. Curran Jr.)	34.55% (Richard Durbin) ✓
2016 Senate	45.68% (Mark Kirk)	51.37% (Tammy Duckworth) ✓
2014 Senate	45.82% (Jim Oberweiss)	50.84% (Richard Durbin) ✓
2010 Senate**	51.35% (Mark Kirk) ✓	42.21% (Alexi Giannoulas)

U.S. Congress








<u>Election</u>	<u>% that voted Republican</u>	<u>% that voted Democrat</u>
2024 15th Congress		
2022 15th Congress	72.73% (Mary Miller) ✓	27.27% (Paul J. Lange)
2020 13th Congress	75.51% (Rodney Davis) ✓	24.49% (Betsy Dirksen Londrigan)
2018 13th Congress	64.08% (Rodney Davis) ✓	35.92% (Betsy Dirksen Londrigan)
2016 13th Congress	68.16% (Rodney Davis) ✓	31.84% (Mark D. Wicklund)
2014 13th Congress	58.47% (Rodney Davis) ✓	41.53% (Anne E. Callis)
2012 13th Congress	46.96% (Rodney Davis) ✓	45.18% (David M. Gill)
2010 17th Congress	46.91% (Bobby Schilling) ✓	49.65% (Phil Hare)

? out of 26 **REPUBLICAN** CANDIDATES FAVORED



**SPECIAL ELECTION following the vacancy left by Senator Barack Obama's election to the presidency

Cass County

President

<u>Election</u>	<u>% that voted Republican</u>	<u>% that voted Democrat</u>
2024 Presidential	70.8% (Donald Trump) 	27.4% (Kamala Harris)
2020 Presidential	68.18% (Donald Trump)	30.37% (Joe Biden) 
2016 Presidential	63.37% (Donald Trump) 	31.94% (Hillary Clinton)
2012 Presidential	55.68% (Mitt Romney)	42.23% (Barack Obama) 
2008 Presidential	48.39% (John McCain)	49.74% (Barack Obama) 
2004 Presidential	55.49% (George W. Bush) 	43.72% (John Kerry)
2000 Presidential	50.31% (George W. Bush) 	47.28% (Al Gore)

Governor

<u>Election</u>	<u>% that voted Republican</u>	<u>% that voted Democrat</u>
2022 Governor	69.67% (Darren Bailey)	27.5% (JB Pritzker) 
2018 Governor	48.59% (Bruce Rauner)	34.89% (JB Pritzker) 

2014 Governor	59.49% (Bruce Rauner) ✓	33.14% (Pat Quinn)
2010 Governor	63% (Bill Brady)	28.17% (Pat Quinn) ✓
2006 Governor	52.67% (Judy Baar Topinka)	36.28% (Rod Blagojevich) ✓
2002 Governor	48.33% (Jim Ryan)	49.25% (Rod Blagojevich) ✓

U.S. Senate

<u>Election</u>	<u>% that voted Republican</u>	<u>% that voted Democrat</u>
2022 Senate	65.64% (Kathy Salvi)	32.04% (Tammy Duckworth) ✓
2020 Senate	62.32% (Mark C. Curran Jr.)	35.% (Richard Durbin) ✓
2016 Senate	58.1% (Mark Kirk)	35.83% (Tammy Duckworth) ✓
2014 Senate	53.03% (Jim Oberweiss)	42.01% (Richard Durbin) ✓
2010 Senate**	60.56% (Mark Kirk) ✓	31.27% (Alexi Giannoulis)

U.S. Congress

<u>Election</u>	<u>% that voted Republican</u>	<u>% that voted Democrat</u>
2024 15th Congress		
2022 15th Congress	70.98% (Mary Miller) ✓	29.02% (Paul J. Lange)
2020 18th Congress	75% (Darrin LaHood) ✓	25% (George Petrilli)

2018 18th Congress	70.86% (Darrin LaHood) ✓	29.14% (Junius Rodriguez)
2016 18th Congress	72.02% (Darrin LaHood) ✓	27.98% (Junius Rodriguez)
2015 18th Congress*	65.47% (Darrin LaHood) ✓	34.53% (Robert Mellon)
2014 18th Congress	71.96% (Aaron Schock) ✓	28.04% (Darrel Miller)
2012 18th Congress	72.63% (Aaron Schock) ✓	27.37% (Steve Waterworth)
2010 18th Congress	71.08% (Aaron Schock) ✓	24.85% (Deidre "DK" Hirner)

? out of **27 REPUBLICAN** CANDIDATES FAVORED

*SPECIAL ELECTION following the resignation of Republican Aaron Schock

**SPECIAL ELECTION following the vacancy left by Senator Barack Obama's election to the presidency

Fulton County

President

<u>Election</u>	<u>% that voted Republican</u>	<u>% that voted Democrat</u>
2024 Presidential	60.9% (Donald Trump) ✓	37.1% (Kamala Harris)
2020 Presidential	59.16% (Donald Trump)	38.99% (Joe Biden) ✓
2016 Presidential	54.26% (Donald Trump) ✓	39.19% (Hillary Clinton)
2012 Presidential	43.19% (Mitt Romney)	54.23% (Barack Obama) ✓
2008 Presidential	38.3% (John McCain)	59.62% (Barack Obama) ✓

2004 Presidential	45.89% (George W. Bush) ✓	53.3% (John Kerry)
2000 Presidential	42.61% (George W. Bush) ✓	54.92% (Al Gore)

Governor

<u>Election</u>	<u>% that voted Republican</u>	<u>% that voted Democrat</u>
2022 Governor	59.19% (Darren Bailey)	37.4% (JB Pritzker) ✓
2018 Governor	40.4% (Bruce Rauner)	45.02% (JB Pritzker) ✓
2014 Governor	46.82% (Bruce Rauner) ✓	45.04% (Pat Quinn)
2010 Governor	49.72% (Bill Brady)	40.8% (Pat Quinn) ✓
2006 Governor	38.23% (Judy Baar Topinka)	45.84% (Rod Blagojevich) ✓
2002 Governor	41.67% (Jim Ryan)	55.02% (Rod Blagojevich) ✓

U.S. Senate

<u>Election</u>	<u>% that voted Republican</u>	<u>% that voted Democrat</u>
2022 Senate	53.89% (Kathy Salvi)	43.71% (Tammy Duckworth) ✓
2020 Senate	53.43% (Mark C. Curran Jr.)	43.17% (Richard Durbin) ✓
2016 Senate	49.39% (Mark Kirk)	43.13% (Tammy Duckworth) ✓

2014 Senate	42.03% (Jim Oberweiss)	53.13% (Richard Durbin) ✓
2010 Senate**	50.23% (Mark Kirk) ✓	40.21% (Alexi Giannoulas)

U.S. Congress

<u>Election</u>	<u>% that voted Republican</u>	<u>% that voted Democrat</u>
2024 15th Congress		
2024 17th Congress		
2022 15th Congress	72.33% (Mary Miller) ✓	27.67% (Paul J. Lange)
2022 17th Congress	56.04% (Esther Joy King)	43.93% (Eric Sorenson) ✓
2020 17th Congress	52.14% (Esther Joy King)	47.85% (Cheri Bustos) ✓
2018 17th Congress	37.49% (Bill Fawell)	62.51% (Cheri Bustos) ✓
2016 17th Congress	37.84% (Patrick Harlan)	62.16% (Cheri Bustos) ✓
2014 17th Congress	37.37% (Bobby Schilling)	62.63% (Cheri Bustos) ✓
2012 17th Congress	49.31% (Bobby Schilling)	50.69% (Cheri Bustos) ✓
2010 17th Congress	41.26% (Bobby Schilling) ✓	52.98% (Phil Hare)

? out of **28 REPUBLICAN** CANDIDATES FAVORED

*SPECIAL ELECTION following the resignation of Republican Aaron Schock

**SPECIAL ELECTION following the vacancy left by Senator Barack Obama's election to the presidency

Greene County

President

<u>Election</u>	<u>% that voted Republican</u>	<u>% that voted Democrat</u>
2024 Presidential	78.1% (Donald Trump) ✓	20.1% (Kamala Harris)
2020 Presidential	76.6% (Donald Trump)	21.66% (Joe Biden) ✓
2016 Presidential	74.56 (Donald Trump) ✓	21.68% (Hillary Clinton)
2012 Presidential	61.38% (Mitt Romney)	35.98% (Barack Obama) ✓
2008 Presidential	52.57% (John McCain)	45.1% (Barack Obama) ✓
2004 Presidential	58.65% (George W. Bush) ✓	40.49% (John Kerry)
2000 Presidential	54.26% (George W. Bush) ✓	43.18% (Al Gore)

Governor

<u>Election</u>	<u>% that voted Republican</u>	<u>% that voted Democrat</u>
2022 Governor	77.33% (Darren Bailey)	20.71% (JB Pritzker) ✓
2018 Governor	42.24% (Bruce Rauner)	32.96% (JB Pritzker) ✓
2014 Governor	65.63% (Bruce Rauner) ✓	26.97% (Pat Quinn)

2010 Governor	62.42% (Bill Brady)	29.74% (Pat Quinn) ✓
2006 Governor	51.11% (Judy Baar Topinka)	41.88% (Rod Blagojevich) ✓
2002 Governor	47.39% (Jim Ryan)	49.74% (Rod Blagojevich) ✓

U.S. Senate

<u>Election</u>	<u>% that voted Republican</u>	<u>% that voted Democrat</u>
2022 Senate	72.89% (Kathy Salvi)	25.29% (Tammy Duckworth) ✓
2020 Senate	68.87% (Mark C. Curran Jr.)	28.12% (Richard Durbin) ✓
2016 Senate	56.67% (Mark Kirk)	37.41% (Tammy Duckworth) ✓
2014 Senate	53.33% (Jim Oberweiss)	41.9% (Richard Durbin) ✓
2010 Senate**	60.37% (Mark Kirk) ✓	30.89% (Alexi Giannoulas)

U.S. Congress

<u>Election</u>	<u>% that voted Republican</u>	<u>% that voted Democrat</u>
2024 15th Congress		
2022 15th Congress	78.19% (Mary Miller) ✓	21.81% (Paul J. Lange)
2020 13th Congress	78.68% (Rodney Davis) ✓	21.32% (Betsy Dirksen Londrigan)
2018 13th Congress	69.1% (Rodney Davis) ✓	30.9% (Betsy Dirksen Londrigan)

2016 13th Congress	76.62% (Rodney Davis) ✓	23.38% (Mark D. Wicklund)
2014 13th Congress	66.27% (Rodney Davis) ✓	33.73% (Anne E. Callis)
2012 13th Congress	56.47% (Rodney Davis) ✓	33.51% (David M. Gill)
2010 17th Congress	54.89% (Bobby Schilling) ✓	38.54% (Phil Hare)

? out of **26** **REPUBLICAN** CANDIDATES FAVORED

**SPECIAL ELECTION following the vacancy left by Senator Barack Obama's election to the presidency

Hancock County

President

<u>Election</u>	<u>% that voted Republican</u>	<u>% that voted Democrat</u>
2024 Presidential	78.3% (Donald Trump) ✓	19.7% (Kamala Harris)
2020 Presidential	73.6% (Donald Trump)	24.67% (Joe Biden) ✓
2016 Presidential	71.06% (Donald Trump) ✓	23.64% (Hillary Clinton)
2012 Presidential	57.85% (Mitt Romney)	40.06% (Barack Obama) ✓
2008 Presidential	54.5% (John McCain)	43.73% (Barack Obama) ✓
2004 Presidential	58.97% (George W. Bush) ✓	40.16% (John Kerry)
2000 Presidential	52.98% (George W. Bush) ✓	43.92% (Al Gore)

Governor

<u>Election</u>	<u>% that voted Republican</u>	<u>% that voted Democrat</u>
2022 Governor	77.52% (Darren Bailey)	19.84% (JB Pritzker) ✓
2018 Governor	61.4% (Bruce Rauner)	28.14% (JB Pritzker) ✓
2014 Governor	71.43% (Bruce Rauner) ✓	22.46% (Pat Quinn)
2010 Governor	70.08% (Bill Brady)	23.91% (Pat Quinn) ✓
2006 Governor	46.55% (Judy Baar Topinka)	40.03% (Rod Blagojevich) ✓
2002 Governor	59.77% (Jim Ryan)	37.18% (Rod Blagojevich) ✓

U.S. Senate

<u>Election</u>	<u>% that voted Republican</u>	<u>% that voted Democrat</u>
2022 Senate	71.88% (Kathy Salvi)	26.03% (Tammy Duckworth) ✓
2020 Senate	70.23% (Mark C. Curran Jr.)	27.25% (Richard Durbin) ✓
2016 Senate	57.44% (Mark Kirk)	38.02% (Tammy Duckworth) ✓
2014 Senate	64.3% (Jim Oberweiss)	31.69% (Richard Durbin) ✓
2010 Senate**	68.84% (Mark Kirk) ✓	24.31% (Alexi Giannoulias)

U.S. Congress

<u>Election</u>	<u>% that voted Republican</u>	<u>% that voted Democrat</u>
2024 15th Congress		
2022 15th Congress	77.02% (Mary Miller) ✓	22.98% (Paul J. Lange)
2020 18th Congress	78.79% (Darrin LaHood) ✓	21.21% (George Petrilli)
2018 18th Congress	72.42% (Darrin LaHood) ✓	27.58% (Junius Rodriguez)
2016 18th Congress	76.27% (Darrin LaHood) ✓	23.73% (Junius Rodriguez)
2015 18th Congress*	65.88% (Darrin LaHood) ✓	34.12% (Robert Mellon)
2014 18th Congress	74.63% (Aaron Schock) ✓	25.37% (Darrel Miller)
2012 18th Congress	68.72% (Aaron Schock) ✓	31.28% (Steve Waterworth)
2010 17th Congress	67.65% (Bobby Schilling) ✓	27.32% (Phil Hare)

? out of **27** **REPUBLICAN** CANDIDATES FAVORED

*SPECIAL ELECTION following the resignation of Republican Aaron Schock

**SPECIAL ELECTION following the vacancy left by Senator Barack Obama's election to the presidency

Henderson County

President

<u>Election</u>	<u>% that voted Republican</u>	<u>% that voted Democrat</u>
2024 Presidential	68.4% (Donald Trump) ✓	29.6% (Kamala Harris)
2020 Presidential	65.64% (Donald Trump)	32.55% (Joe Biden) ✓

2016 Presidential	61.77% (Donald Trump) ✓	33.1% (Hillary Clinton)
2012 Presidential	43.19% (Mitt Romney)	55.44% (Barack Obama) ✓
2008 Presidential	40.4% (John McCain)	58.08% (Barack Obama) ✓
2004 Presidential	44.71% (George W. Bush) ✓	54.64% (John Kerry)
2000 Presidential	44.18% (George W. Bush) ✓	52.51% (Al Gore)

Governor

<u>Election</u>	<u>% that voted Republican</u>	<u>% that voted Democrat</u>
2022 Governor	66.89% (Darren Bailey)	29.83% (JB Pritzker) ✓
2018 Governor	56.11% (Bruce Rauner)	35.44% (JB Pritzker) ✓
2014 Governor	59.44% (Bruce Rauner) ✓	34.77% (Pat Quinn)
2010 Governor	55.71 (Bill Brady)	37.86% (Pat Quinn) ✓
2006 Governor	39.9% (Judy Baar Topinka)	54.69% (Rod Blagojevich) ✓
2002 Governor	49.6% (Jim Ryan)	47.1% (Rod Blagojevich) ✓

U.S. Senate

<u>Election</u>	<u>% that voted Republican</u>	<u>% that voted Democrat</u>
2022 Senate	62.32% (Kathy Salvi)	35.06% (Tammy Duckworth) ✓
2020 Senate	61.08% (Mark C. Curran Jr.)	36.43% (Richard Durbin) ✓
2016 Senate	53.12% (Mark Kirk)	41.07% (Tammy Duckworth) ✓
2014 Senate	46.86% (Jim Oberweiss)	48.48% (Richard Durbin) ✓
2010 Senate**	55.18% (Mark Kirk) ✓	38.42% (Alexi Giannoulas)

U.S. Congress

<u>Election</u>	<u>% that voted Republican</u>	<u>% that voted Democrat</u>
2024 15th Congress		
2022 15th Congress	67.52% (Mary Miller) ✓	32.48% (Paul J. Lange)
2020 17th Congress	60.08% (Esther Joy King)	39.92% (Cheri Bustos) ✓
2018 17th Congress	47.97% (Bill Fawell)	52.03% (Cheri Bustos) ✓
2016 17th Congress	47.97% (Patrick Harlan)	52.03% (Cheri Bustos) ✓
2014 17th Congress	51.79% (Bobby Schilling)	48.21% (Cheri Bustos) ✓
2012 17th Congress	52.39% (Bobby Schilling)	47.61% (Cheri Bustos) ✓
2010 17th Congress	48.65% (Bobby Schilling) ✓	46.29% (Phil Hare)

? out of **26** **REPUBLICAN** CANDIDATES FAVORED

*SPECIAL ELECTION following the resignation of Republican Aaron Schock

**SPECIAL ELECTION following the vacancy left by Senator Barack Obama's election to the presidency

Knox County

President

<u>Election</u>	<u>% that voted Republican</u>	<u>% that voted Democrat</u>
2024 Presidential	54.1% (Donald Trump) ✓	44.1% (Kamala Harris)
2020 Presidential	51.89% (Donald Trump)	46.25% (Joe Biden) ✓
2016 Presidential	48.27% (Donald Trump) ✓	45.33% (Hillary Clinton)
2012 Presidential	40.24% (Mitt Romney)	57.78% (Barack Obama) ✓
2008 Presidential	39.27% (John McCain)	59.16% (Barack Obama) ✓
2004 Presidential	44.97% (George W. Bush) ✓	54.25% (John Kerry)
2000 Presidential	42.77% (George W. Bush) ✓	54.25% (Al Gore)

Governor

<u>Election</u>	<u>% that voted Republican</u>	<u>% that voted Democrat</u>
2022 Governor	54.53% (Darren Bailey)	42.54% (JB Pritzker) ✓
2018 Governor	44.24% (Bruce Rauner)	46.85% (JB Pritzker) ✓

2014 Governor	51.63% (Bruce Rauner) ✓	43.02% (Pat Quinn)
2010 Governor	54.46 (Bill Brady)	38.75% (Pat Quinn) ✓
2006 Governor	44.69% (Judy Baar Topinka)	47.08% (Rod Blagojevich) ✓
2002 Governor	54.12% (Jim Ryan)	43.43% (Rod Blagojevich) ✓

U.S. Senate

<u>Election</u>	<u>% that voted Republican</u>	<u>% that voted Democrat</u>
2022 Senate	51.98% (Kathy Salvi)	45.95% (Tammy Duckworth) ✓
2020 Senate	49.68% (Mark C. Curran Jr.)	47.36% (Richard Durbin) ✓
2016 Senate	46.61% (Mark Kirk)	47.97% (Tammy Duckworth) ✓
2014 Senate	44.81% (Jim Oberweiss)	51.19% (Richard Durbin) ✓
2010 Senate**	56.69% (Mark Kirk) ✓	36.71% (Alexi Giannoulis)

U.S. Congress

<u>Election</u>	<u>% that voted Republican</u>	<u>% that voted Democrat</u>
2024 17th Congress		
2022 17th Congress	53.79% (Esther Joy King)	46.21% (Eric Sorenson) ✓
2020 17th Congress	49.64% (Esther Joy King)	50.36% (Cheri Bustos) ✓

2018 17th Congress	37.32% (Bill Fawell)	62.68% (Cheri Bustos) ✓
2016 17th Congress	42.41% (Patrick Harlan)	57.59% (Cheri Bustos) ✓
2014 17th Congress	51.79% (Bobby Schilling)	54.9% (Cheri Bustos) ✓
2012 17th Congress	47.18% (Bobby Schilling)	52.82% (Cheri Bustos) ✓
2010 17th Congress	47.4% (Bobby Schilling) ✓	48.76% (Phil Hare)

? out of **26 REPUBLICAN** CANDIDATES FAVORED

*SPECIAL ELECTION following the resignation of Republican Aaron Schock

**SPECIAL ELECTION following the vacancy left by Senator Barack Obama's election to the presidency

McDonough County

President

<u>Election</u>	<u>% that voted Republican</u>	<u>% that voted Democrat</u>
2024 Presidential	58.5% (Donald Trump) ✓	39.7% (Kamala Harris)
2020 Presidential	57.2% (Donald Trump)	40.63% (Joe Biden) ✓
2016 Presidential	52.35% (Donald Trump) ✓	40.74% (Hillary Clinton)
2012 Presidential	49.36% (Mitt Romney)	47.91% (Barack Obama) ✓
2008 Presidential	46.43% (John McCain)	52.01% (Barack Obama) ✓
2004 Presidential	51.28% (George W. Bush) ✓	47.69% (John Kerry)

2000 Presidential	49.68% (George W. Bush) ✓	46.73% (Al Gore)
--------------------------	----------------------------------	-------------------------

Governor

<u>Election</u>	<u>% that voted Republican</u>	<u>% that voted Democrat</u>
2022 Governor	62.84% (Darren Bailey)	34.56% (JB Pritzker) ✓
2018 Governor	47.24% (Bruce Rauner)	41.32% (JB Pritzker) ✓
2014 Governor	61.21% (Bruce Rauner) ✓	33.19% (Pat Quinn)
2010 Governor	61.92% (Bill Brady)	30.24% (Pat Quinn) ✓
2006 Governor	54.07% (Judy Baar Topinka)	31.3% (Rod Blagojevich) ✓
2002 Governor	57.81% (Jim Ryan)	38.91% (Rod Blagojevich) ✓

U.S. Senate

<u>Election</u>	<u>% that voted Republican</u>	<u>% that voted Democrat</u>
2022 Senate	57.89% (Kathy Salvi)	40.41% (Tammy Duckworth) ✓
2020 Senate	54.94% (Mark C. Curran Jr.)	41.9% (Richard Durbin) ✓
2016 Senate	45.87% (Mark Kirk)	48.48% (Tammy Duckworth) ✓
2014 Senate	56.17% (Jim Oberweiss)	39.89% (Richard Durbin) ✓

2010 Senate**	62.14% (Mark Kirk) ✓	31.41% (Alexi Giannoulis)
---------------	----------------------	---------------------------

U.S. Congress

<u>Election</u>	<u>% that voted Republican</u>	<u>% that voted Democrat</u>
2024 17th Congress		
2024 15th Congress		
2022 17th Congress	50.46% (Esther Joy King)	49.54% (Eric Sorenson) ✓
2022 15th Congress	72.94% (Mary Miller) ✓	27.06% (Paul J. Lange)
2020 18th Congress	65.79% (Darrin LaHood) ✓	34.21% (George Petrilli)
2018 18th Congress	60.66% (Darrin LaHood) ✓	39.34% (Junius Rodriguez)
2016 18th Congress	62.34% (Darrin LaHood) ✓	37.66% (Junius Rodriguez)
2015 18th Congress*	57.74% (Darrin LaHood) ✓	42.26% (Robert Mellon)
2014 18th Congress	68.09% (Aaron Schock) ✓	31.91% (Darrel Miller)
2012 18th Congress	62.56% (Aaron Schock) ✓	37.44% (Steve Waterworth)
2010 17th Congress	59.63% (Bobby Schilling) ✓	35.45% (Phil Hare)

? out of **29 REPUBLICAN** CANDIDATES FAVORED

*SPECIAL ELECTION following the resignation of Republican Aaron Schock

**SPECIAL ELECTION following the vacancy left by Senator Barack Obama's election to the presidency

Mercer County

President

<u>Election</u>	<u>% that voted Republican</u>	<u>% that voted Democrat</u>
2024 Presidential	62.5% (Donald Trump) ✓	35.3% (Kamala Harris)
2020 Presidential	60.92% (Donald Trump)	36.88% (Joe Biden) ✓
2016 Presidential	56.91% (Donald Trump) ✓	36.36% (Hillary Clinton)
2012 Presidential	45.42% (Mitt Romney)	52.81% (Barack Obama) ✓
2008 Presidential	43.32% (John McCain)	55.23% (Barack Obama) ✓
2004 Presidential	49.09% (George W. Bush) ✓	50.28% (John Kerry)
2000 Presidential	44.34% (George W. Bush) ✓	52.9% (Al Gore)

Governor

<u>Election</u>	<u>% that voted Republican</u>	<u>% that voted Democrat</u>
2022 Governor	62.46% (Darren Bailey)	33.85% (JB Pritzker) ✓
2018 Governor	52.98% (Bruce Rauner)	36.88% (JB Pritzker) ✓
2014 Governor	58.33% (Bruce Rauner) ✓	36.27% (Pat Quinn)

2010 Governor	55.47 (Bill Brady)	35.93% (Pat Quinn) ✓
2006 Governor	42.81% (Judy Baar Topinka)	51.44% (Rod Blagojevich) ✓
2002 Governor	51.22% (Jim Ryan)	45.84% (Rod Blagojevich) ✓

U.S. Senate

<u>Election</u>	<u>% that voted Republican</u>	<u>% that voted Democrat</u>
2022 Senate	58.6% (Kathy Salvi)	38.01% (Tammy Duckworth) ✓
2020 Senate	57.96% (Mark C. Curran Jr.)	39.11% (Richard Durbin) ✓
2016 Senate	53.56% (Mark Kirk)	40.67% (Tammy Duckworth) ✓
2014 Senate	48.6% (Jim Oberweiss)	46.62% (Richard Durbin) ✓
2010 Senate**	57.36% (Mark Kirk) ✓	34.98% (Alexi Giannoulas)

U.S. Congress

<u>Election</u>	<u>% that voted Republican</u>	<u>% that voted Democrat</u>
2024 17th Congress		
2024 15th Congress		
2022 17th Congress	60.51% (Esther Joy King)	39.49% (Eric Sorenson) ✓
2022 15th Congress	65.48% (Mary Miller) ✓	34.52% (Paul J. Lange)

2020 17th Congress	56.93% (Esther Joy King)	43.07% (Cheri Bustos) ✓
2018 17th Congress	43.36% (Bill Fawell)	56.64% (Cheri Bustos) ✓
2016 17th Congress	45.65% (Patrick Harlan)	54.35% (Cheri Bustos) ✓
2014 17th Congress	50.52% (Bobby Schilling)	49.48% (Cheri Bustos) ✓
2012 17th Congress	53.36% (Bobby Schilling)	46.61 (Cheri Bustos) ✓
2010 17th Congress	54.07% (Bobby Schilling) ✓	41.31% (Phil Hare)

? out of **28 REPUBLICAN** CANDIDATES FAVORED

*SPECIAL ELECTION following the resignation of Republican Aaron Schock

**SPECIAL ELECTION following the vacancy left by Senator Barack Obama's election to the presidency

Morgan County

President

<u>Election</u>	<u>% that voted Republican</u>	<u>% that voted Democrat</u>
2024 Presidential	65.9% (Donald Trump) ✓	32.8% (Kamala Harris)
2020 Presidential	64.99% (Donald Trump)	33.16% (Joe Biden) ✓
2016 Presidential	61.97% (Donald Trump) ✓	32.07% (Hillary Clinton)
2012 Presidential	56.56% (Mitt Romney)	41.19% (Barack Obama) ✓
2008 Presidential	49.44% (John McCain)	48.64% (Barack Obama) ✓

2004 Presidential	61.87% (George W. Bush) ✓	37.22% (John Kerry)
2000 Presidential	56.22% (George W. Bush) ✓	41.15% (Al Gore)

Governor

<u>Election</u>	<u>% that voted Republican</u>	<u>% that voted Democrat</u>
2022 Governor	66.24% (Darren Bailey)	31.33% (JB Pritzker) ✓
2018 Governor	46.01% (Bruce Rauner)	27.41% (JB Pritzker) ✓
2014 Governor	64.76% (Bruce Rauner) ✓	28.65% (Pat Quinn)
2010 Governor	62.45% (Bill Brady)	29.3% (Pat Quinn) ✓
2006 Governor	59.76% (Judy Baar Topinka)	28.36% (Rod Blagojevich) ✓
2002 Governor	51.98% (Jim Ryan)	45.18% (Rod Blagojevich) ✓

U.S. Senate

<u>Election</u>	<u>% that voted Republican</u>	<u>% that voted Democrat</u>
2022 Senate	64.57% (Kathy Salvi)	33.15% (Tammy Duckworth) ✓
2020 Senate	60.79% (Mark C. Curran Jr.)	36.61% (Richard Durbin) ✓
2016 Senate	62.27% (Mark Kirk)	32.34% (Tammy Duckworth) ✓

2014 Senate	55.61% (Jim Oberweiss)	40.59% (Richard Durbin) ✓
2010 Senate**	63.52% (Mark Kirk) ✓	28.89% (Alexi Giannoulas)

U.S. Congress

<u>Election</u>	<u>% that voted Republican</u>	<u>% that voted Democrat</u>
2024 15th Congress		
2022 15th Congress	68.35% (Mary Miller) ✓	31.65% (Paul J. Lange)
2020 18th Congress	74.4% (Darrin LaHood) ✓	25.6% (George Petrilli)
2018 18th Congress	71.42% (Darrin LaHood) ✓	28.58% (Junius Rodriguez)
2016 18th Congress	76.14% (Darrin LaHood) ✓	23.86% (Junius Rodriguez)
2015 18th Congress*	71.45% (Darrin LaHood) ✓	28.55% (Robert Mellon)
2014 18th Congress	76.27% (Aaron Schock) ✓	23.73% (Darrel Miller)
2012 18th Congress	74.2% (Aaron Schock) ✓	25.8% (Steve Waterworth)
2010 18th Congress	71.3% (Aaron Schock) ✓	23.74% (Deirdre "DK" Hirner)

? out of **27 REPUBLICAN** CANDIDATES FAVORED

*SPECIAL ELECTION following the resignation of Republican Aaron Schock

**SPECIAL ELECTION following the vacancy left by Senator Barack Obama's election to the presidency

Pike County

President

<u>Election</u>	<u>% that voted Republican</u>	<u>% that voted Democrat</u>
2024 Presidential	81.1% (Donald Trump) ✓	17.4% (Kamala Harris)
2020 Presidential	79.66% (Donald Trump)	18.67% (Joe Biden) ✓
2016 Presidential	76.93% (Donald Trump) ✓	18.89% (Hillary Clinton)
2012 Presidential	66.7% (Mitt Romney)	31.27% (Barack Obama) ✓
2008 Presidential	58.52% (John McCain)	39.71% (Barack Obama) ✓
2004 Presidential	63.06% (George W. Bush) ✓	35.7% (John Kerry)
2000 Presidential	58.01% (George W. Bush) ✓	39.42% (Al Gore)

Governor

<u>Election</u>	<u>% that voted Republican</u>	<u>% that voted Democrat</u>
2022 Governor	83.59% (Darren Bailey)	16.41% (JB Pritzker) ✓
2018 Governor	40.22% (Bruce Rauner) 38.75% (William "Sam" McCann)	18.82% (JB Pritzker) ✓
2014 Governor	71.52% (Bruce Rauner) ✓	22.06% (Pat Quinn)
2010 Governor	68.96% (Bill Brady)	23.78% (Pat Quinn) ✓

2006 Governor	51.55% (Judy Baar Topinka)	37.09% (Rod Blagojevich) ✓
2002 Governor	54.52% (Jim Ryan)	42.89% (Rod Blagojevich) ✓

U.S. Senate

<u>Election</u>	<u>% that voted Republican</u>	<u>% that voted Democrat</u>
2022 Senate	76.54% (Kathy Salvi)	21.71% (Tammy Duckworth) ✓
2020 Senate	74.02% (Mark C. Curran Jr.)	23.51% (Richard Durbin) ✓
2016 Senate	59.41% (Mark Kirk)	36.02% (Tammy Duckworth) ✓
2014 Senate	60.97% (Jim Oberweiss)	35.08% (Richard Durbin) ✓
2010 Senate**	65.59% (Mark Kirk) ✓	27.35% (Alexi Giannoulas)

U.S. Congress

<u>Election</u>	<u>% that voted Republican</u>	<u>% that voted Democrat</u>
2024 15th Congress		
2022 15th Congress	81.86% (Mary Miller) ✓	18.14% (Paul J. Lange)
2020 18th Congress	84.26% (Darrin LaHood) ✓	15.74% (George Petrilli)
2018 18th Congress	78.39% (Darrin LaHood) ✓	21.61% (Junius Rodriguez)
2016 18th Congress	77.8% (Darrin LaHood) ✓	22.2% (Junius Rodriguez)

2015 18th Congress*	59.17% (Darrin LaHood) ✓	40.76% (Robert Mellon)
2014 18th Congress	76.91% (Aaron Schock) ✓	23.09% (Darrel Miller)
2012 18th Congress	76.93% (Aaron Schock) ✓	23.07% (Steve Waterworth)
2010 18th Congress	73.02% (Aaron Schock) ✓	23.48% (Deirdre "DK" Hirner)
2010 17th Congress	62.23% (Bobby Schilling) ✓	31.59% (Phil Hare)

? out of **28 REPUBLICAN** CANDIDATES FAVORED

*SPECIAL ELECTION following the resignation of Republican Aaron Schock

**SPECIAL ELECTION following the vacancy left by Senator Barack Obama's election to the presidency

Schuyler County

President

<u>Election</u>	<u>% that voted Republican</u>	<u>% that voted Democrat</u>
2024 Presidential	72.5% (Donald Trump) ✓	25.5% (Kamala Harris)
2020 Presidential	70.99% (Donald Trump)	27.34% (Joe Biden) ✓
2016 Presidential	66.42% (Donald Trump) ✓	28.29% (Hillary Clinton)
2012 Presidential	53.19% (Mitt Romney)	44.4% (Barack Obama) ✓
2008 Presidential	47.95% (John McCain)	49.7% (Barack Obama) ✓
2004 Presidential	59.61% (George W. Bush) ✓	39.54% (John Kerry)

2000 Presidential	55.06% (George W. Bush) ✓	42.07% (Al Gore)
--------------------------	----------------------------------	-------------------------

Governor

<u>Election</u>	<u>% that voted Republican</u>	<u>% that voted Democrat</u>
2022 Governor	71.51% (Darren Bailey)	25.33% (JB Pritzker) ✓
2018 Governor	49.56% (Bruce Rauner)	31.62% (JB Pritzker) ✓
2014 Governor	62.21% (Bruce Rauner) ✓	30.03% (Pat Quinn)
2010 Governor	63.56% (Bill Brady)	28.4% (Pat Quinn) ✓
2006 Governor	51.2% (Judy Baar Topinka)	35.75% (Rod Blagojevich) ✓
2002 Governor	56.46% (Jim Ryan)	40.54% (Rod Blagojevich) ✓

U.S. Senate

<u>Election</u>	<u>% that voted Republican</u>	<u>% that voted Democrat</u>
2022 Senate	64.93% (Kathy Salvi)	32.25% (Tammy Duckworth) ✓
2020 Senate	63.65% (Mark C. Curran Jr.)	33.36% (Richard Durbin) ✓
2016 Senate	51.84% (Mark Kirk)	43.01% (Tammy Duckworth) ✓
2014 Senate	52.91% (Jim Oberweiss)	42.24% (Richard Durbin) ✓

2010 Senate**	63.21% (Mark Kirk) ✓	29.15% (Alexi Giannoulas)
---------------	----------------------	---------------------------

U.S. Congress

<u>Election</u>	<u>% that voted Republican</u>	<u>% that voted Democrat</u>
2024 15th Congress		
2022 15th Congress	72.61% (Mary Miller) ✓	27.39% (Paul J. Lange)
2020 18th Congress	77.91% (Darrin LaHood) ✓	22.09% (George Petrilli)
2018 18th Congress	72.23% (Darrin LaHood) ✓	27.77% (Junius Rodriguez)
2016 18th Congress	74.12% (Darrin LaHood) ✓	25.88 (Junius Rodriguez)
2015 18th Congress*	66.84% (Darrin LaHood) ✓	33.03% (Robert Mellon)
2014 18th Congress	73.95% (Aaron Schock) ✓	26.05% (Darrel Miller)
2012 18th Congress	72.16% (Aaron Schock) ✓	23.07% (Steve Waterworth)
2010 18th Congress	70.75% (Aaron Schock) ✓	24.45% (Deirdre "DK" Hirner)

? out of **27 REPUBLICAN** CANDIDATES FAVORED

*SPECIAL ELECTION following the resignation of Republican Aaron Schock

**SPECIAL ELECTION following the vacancy left by Senator Barack Obama's election to the presidency

Scott County

President

<u>Election</u>	<u>% that voted Republican</u>	<u>% that voted Democrat</u>
-----------------	--------------------------------	------------------------------

2024 Presidential	80.0% (Donald Trump) ✓	18.9% (Kamala Harris)
2020 Presidential	77.24% (Donald Trump)	20.9% (Joe Biden) ✓
2016 Presidential	75.7% (Donald Trump) ✓	20.6% (Hillary Clinton)
2012 Presidential	62.11% (Mitt Romney)	35.62% (Barack Obama) ✓
2008 Presidential	55.96% (John McCain)	41.92% (Barack Obama) ✓
2004 Presidential	64.34% (George W. Bush) ✓	35.17% (John Kerry)
2000 Presidential	59.05% (George W. Bush) ✓	38.64% (Al Gore)

Governor

<u>Election</u>	<u>% that voted Republican</u>	<u>% that voted Democrat</u>
2022 Governor	80.43% (Darren Bailey)	17.86% (JB Pritzker) ✓
2018 Governor	42.71% (Bruce Rauner) 36.46% (William "Sam" McCann)	18.79% (JB Pritzker) ✓
2014 Governor	70.62% (Bruce Rauner) ✓	22.04% (Pat Quinn)
2010 Governor	69.38% (Bill Brady)	23.71% (Pat Quinn) ✓
2006 Governor	59.26% (Judy Baar Topinka)	31.04% (Rod Blagojevich) ✓

2002 Governor	53.7% (Jim Ryan)	43.21% (Rod Blagojevich) ✓
---------------	------------------	----------------------------

U.S. Senate

<u>Election</u>	<u>% that voted Republican</u>	<u>% that voted Democrat</u>
2022 Senate	76.24% (Kathy Salvi)	22.32% (Tammy Duckworth) ✓
2020 Senate	71.99% (Mark C. Curran Jr.)	26.3% (Richard Durbin) ✓
2016 Senate	62.71% (Mark Kirk)	33.11% (Tammy Duckworth) ✓
2014 Senate	57.18% (Jim Oberweiss)	38.04% (Richard Durbin) ✓
2010 Senate**	68.94% (Mark Kirk) ✓	25.21% (Alexi Giannoulas)

U.S. Congress

<u>Election</u>	<u>% that voted Republican</u>	<u>% that voted Democrat</u>
2024 15th Congress		
2022 15th Congress	80.01% (Mary Miller) ✓	19.99% (Paul J. Lange)
2020 18th Congress	84.04% (Darrin LaHood) ✓	15.96% (George Petrilli)
2018 18th Congress	79.9% (Darrin LaHood) ✓	20.1% (Junius Rodriguez)
2016 18th Congress	80.65% (Darrin LaHood) ✓	19.35% (Junius Rodriguez)
2015 18th Congress*	66.58% (Darrin LaHood) ✓	33.42% (Robert Mellon)
2014 18th Congress	79.51% (Aaron Schock) ✓	20.49% (Darrel Miller)

2012 18th Congress	75.62% (Aaron Schock) ✓	24.38% (Steve Waterworth)
2010 18th Congress	75.17% (Aaron Schock) ✓	21.08% (Deirdre "DK" Hirner)

21 out of **22** **REPUBLICAN** CANDIDATES FAVORED

*SPECIAL ELECTION following the resignation of Republican Aaron Schock

**SPECIAL ELECTION following the vacancy left by Senator Barack Obama's election to the presidency

Warren County

President

<u>Election</u>	<u>% that voted Republican</u>	<u>% that voted Democrat</u>
2024 Presidential	66.5% (Donald Trump) ✓	31.9% (Kamala Harris)
2020 Presidential	59.12% (Donald Trump)	39.07% (Joe Biden) ✓
2016 Presidential	55.3% (Donald Trump) ✓	38.64% (Hillary Clinton)
2012 Presidential	46.43% (Mitt Romney)	51.09% (Barack Obama) ✓
2008 Presidential	45.3% (John McCain)	53.38% (Barack Obama) ✓
2004 Presidential	52.9% (George W. Bush) ✓	46.56% (John Kerry)
2000 Presidential	51.09% (George W. Bush) ✓	46.18% (Al Gore)

Governor

<u>Election</u>	<u>% that voted Republican</u>	<u>% that voted Democrat</u>
2022 Governor	63.36% (Darren Bailey)	34.07% (JB Pritzker) ✓
2018 Governor	53.73% (Bruce Rauner)	37.37% (JB Pritzker) ✓
2014 Governor	60.08% (Bruce Rauner) ✓	35.21% (Pat Quinn)
2010 Governor	59.49 (Bill Brady)	32.7% (Pat Quinn) ✓
2006 Governor	52.92% (Judy Baar Topinka)	40.7% (Rod Blagojevich) ✓
2002 Governor	59.13% (Jim Ryan)	38.26% (Rod Blagojevich) ✓

U.S. Senate

<u>Election</u>	<u>% that voted Republican</u>	<u>% that voted Democrat</u>
2022 Senate	60.56% (Kathy Salvi)	37.55% (Tammy Duckworth) ✓
2020 Senate	58.38% (Mark C. Curran Jr.)	39.1% (Richard Durbin) ✓
2016 Senate	54.24% (Mark Kirk)	39.21% (Tammy Duckworth) ✓
2014 Senate	52.27% (Jim Oberweiss)	44.27% (Richard Durbin) ✓
2010 Senate**	61.67% (Mark Kirk) ✓	31.78% (Alexi Giannoulas)

U.S. Congress

<u>Election</u>	<u>% that voted Republican</u>	<u>% that voted Democrat</u>
-----------------	--------------------------------	------------------------------

2024 17th Congress		
2024 1th Congress		
2022 17th Congress	58.09% (Esther Joy King)	Eric Sorenson (41.91%) ✓
2022 15th Congress	74.29% (Mary Miller) ✓	25.21% (Paul J. Lange)
2020 17th Congress	56.58% (Esther Joy King)	43.42% (Cheri Bustos) ✓
2018 17th Congress	45.05% (Bill Fawell)	54.95% (Cheri Bustos) ✓
2016 17th Congress	45.36% (Patrick Harlan)	54.64% (Cheri Bustos) ✓
2014 17th Congress	52.08% (Bobby Schilling)	47.92% (Cheri Bustos) ✓
2012 17th Congress	54.08% (Bobby Schilling)	45.92 (Cheri Bustos) ✓
2010 17th Congress	56.65% (Bobby Schilling) ✓	39.41% (Phil Hare)

? out of **28 REPUBLICAN** CANDIDATES FAVORED

*SPECIAL ELECTION following the resignation of Republican Aaron Schock

**SPECIAL ELECTION following the vacancy left by Senator Barack Obama's election to the presidency

